

ELECTRIC ACTUATORS

A MANUAL OVERRIDE ALLOWS THE VALVE TO BE ROTATED WITHOUT POWER. TWO TRAVEL LIMIT SWITCHES AND TWO AUXILIARY SWITCHES ARE STANDARD AND CAMS FOR EACH ARE ADJUSTABLE WITH AN ALLEN WRENCH. A PRE-WIRED SPACE HEATER IS INSTALLED TO PREVENT DAMAGE FROM CONDENSATION. MODULATING CONTROLS WITH WEATHERPROOF HOUSING ARE STANDARD WITH A LOCAL CONTROL STATION AS AN AVAILABLE OPTION.



Heater & Thermostat




Travel Limit Switch



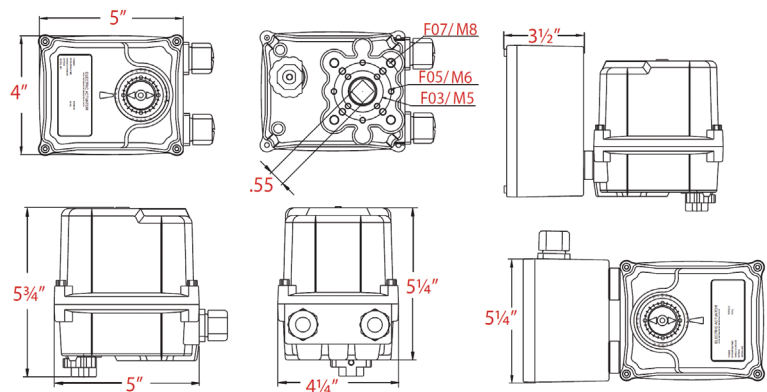
Manual Operation

Features & Specifications

- » Compact, durable, die cast aluminum alloy enclosure
- » Utilizing ISO 5211 dimensions for mounting
- » Motors are engineered for high torque, low current draw, and high cycle ratings
- » Custom engineered capacitor for each single phase motor
- » Self-locking gearing
- » Mechanically driven position indication
- » Heater guards against condensation
- » Female output drive allows for direct mounting in conformance to DIN 3337 standard
- » Spring loaded terminal strip for reliable tight wiring connections
- » Dual conduit entrance allowing full electrical code access
- » Stainless external captive cover bolts
- » Weather seal against water and debris
- » Manual override
- » Travel limit switch



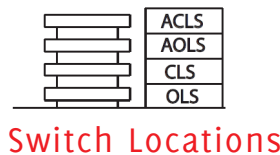
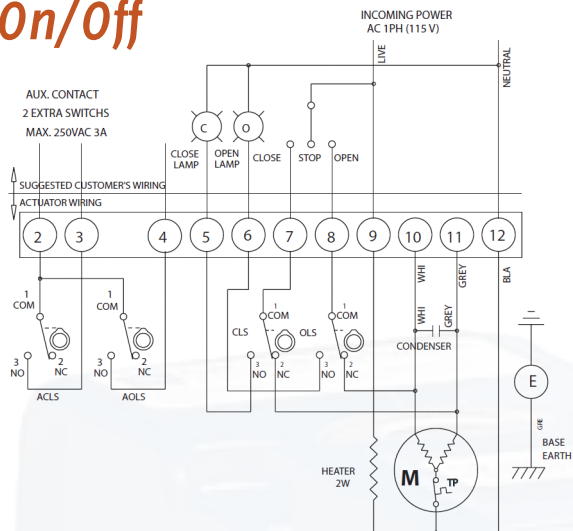
EL-600



Note: Allow 3 1/2" for cover removal

EL-600 & EL-700 SERIES

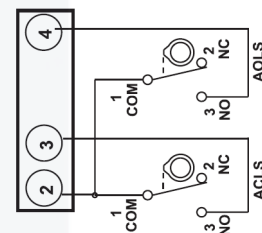
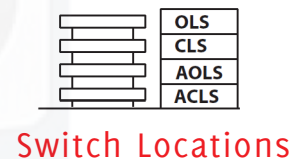
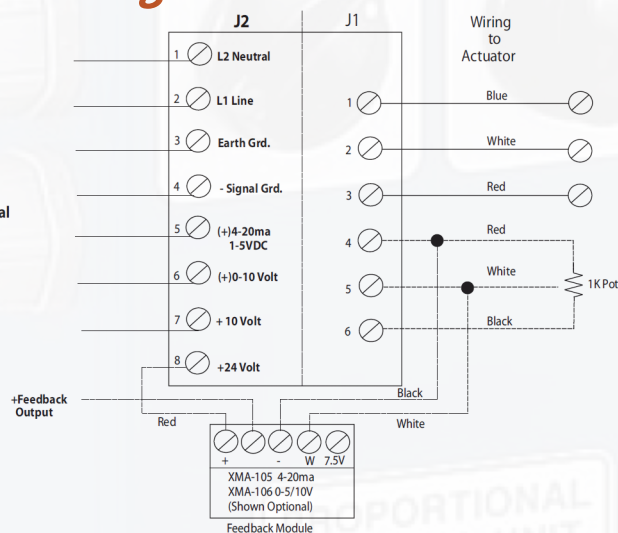
On/off



Torque	in-lbs	600
	NM	68
Model/Amp Draw		0.4
Number of Actuators		2
Speed of Actuator 60Hz		12
Number of Handwheel turns 90°		8
Duty Cycle 30 min T.P.		70%
Weight (lbs)		8

Modulating

Customer Incoming Power / Signal



Specifications

Enclosure	Weatherproof enclosure rated NEMA4, 4X, IP67	Rotation	320° ±10° (0°-330°)
Power Supply	115 VAC, single phase 50/60 Hertz, ±10%	Operating Temperature	-40°F to 158° (on/off) -40°F to 140° (modulating actuators)
Duty Cycle	70%	External Coating	Polyester powder coating
Motor	Reversible Motor	Mounting Orientation	Can be mounted in any orientation
Limit Switches	2 SPDT open and closed, 250 VAC 3 Amp rating	Modulating Control*	Proportional control board 0-10VDC or 4-20 MA input
Auxiliary Switches	2 SPDT open and closed, 250 VAC 3 Amp rating	Feedback 1K Pot*	Potentiometer unit 1K-10K feedback
Space Heater	2 Watt (115/220 VAC) anti-condensation	Feedback Current*	Current position transmitter 0-10 VDC or 4-20MA out
Manual Override	Handwheel hexagon design	Local Control Station*	Remote or local controls, open/stop/close controls
Conduit Entries	Two hubble type seal tight fittings	* = Indicates Available Option	